


The Complete Beginner's Guide to Cricut

If you're just starting out with a Cricut machine, you're in the right place. This comprehensive guide will teach you everything you need to know about using this amazing tool, from choosing the right machine for your needs to creating your first project.

What is a Cricut machine?

A Cricut machine is a cutting machine that can cut a variety of materials, including paper, vinyl, fabric, and leather. It's perfect for creating custom projects, such as greeting cards, home décor, and clothing.



CRICUT FOR BEGINNERS: A COMPLETE BEGINNERS GUIDE TO CRICUT by Jamie Anderson

★★★★★ 5 out of 5

Language	: English
File size	: 341 KB
Text-to-Speech	: Enabled
Screen Reader	: Supported
Enhanced typesetting	: Enabled
Print length	: 18 pages
Lending	: Enabled



How does a Cricut machine work?

Cricut machines use a small blade to cut through materials. The blade is controlled by a computer program, which allows you to create precise cuts. You can use Cricut machines to create a wide variety of projects, from simple shapes to complex designs.

What are the different types of Cricut machines?

There are three main types of Cricut machines: the Cricut Explore, the Cricut Maker, and the Cricut Joy. The Cricut Explore is the most affordable option, and it's perfect for beginners. The Cricut Maker is a more advanced machine, and it can cut a wider variety of materials. The Cricut Joy is the most compact machine, and it's perfect for small projects.

How do I choose the right Cricut machine for my needs?

When choosing a Cricut machine, you need to consider your budget, your skill level, and the types of projects you want to create. If you're on a budget, the Cricut Explore is a great option. If you're a more experienced crafter, the Cricut Maker is a better choice. And if you're looking for a small and portable machine, the Cricut Joy is the way to go.

How do I use a Cricut machine?

Using a Cricut machine is easy. First, you need to choose a design and upload it to the Cricut Design Space software. Then, you need to select the material you want to cut and load it into the machine. Finally, you need to press the "Start" button and the machine will cut your design.

What are some tips for using a Cricut machine?

Here are a few tips for using a Cricut machine:

- Use the correct blade for the material you're cutting.
- Make sure the material is loaded correctly into the machine.
- Don't press the "Start" button until you're ready for the machine to start cutting.


- Be careful when removing the cut material from the machine.

What are some project ideas for using a Cricut machine?

Here are a few project ideas for using a Cricut machine:

- Create custom greeting cards.
- Make home décor, such as wall art and throw pillows.
- Design your own clothing.
- Create personalized gifts.
- Make party decorations.

Cricut machines are an amazing tool that can be used to create a wide variety of projects. Whether you're a beginner or an experienced crafter, this guide will help you get started using your Cricut machine and creating beautiful projects.



CRICUT FOR BEGINNERS: A COMPLETE BEGINNERS GUIDE TO CRICUT by Jamie Anderson

★★★★★ 5 out of 5


Language : English
File size : 341 KB
Text-to-Speech : Enabled
Screen Reader : Supported
Enhanced typesetting : Enabled
Print length : 18 pages
Lending : Enabled





Parasols and Peril: Adventures in Grace

In the quaint town of Grace, where secrets hide in plain sight and danger lurks beneath the surface, a group of extraordinary young women embark on...



Flight Attendant Joe: A Dedicated Professional in the Aviation Industry

Flight Attendant Joe is a highly experienced and dedicated flight attendant who has been working in the aviation industry for over 15 years. He has...