


Learn to Play the French Horn: A Comprehensive Guide for Beginners and Intermediates

The French horn, with its distinctive coiled shape and mellow tone, holds a prominent place in orchestras worldwide. Embarking on the journey of learning this magnificent instrument can be both rewarding and challenging. This comprehensive guide will provide you with a thorough understanding of the French horn, from its structure and embouchure to advanced techniques and musical expression.



Learn to Play the French Horn! Book 1 by Alison A. Armstrong

★★★★★ 5 out of 5

Language : English

File size : 25106 KB

Screen Reader : Supported

Print length : 48 pages

Paperback : 40 pages

Item Weight : 3.52 ounces

Dimensions : 8 x 0.1 x 10 inches

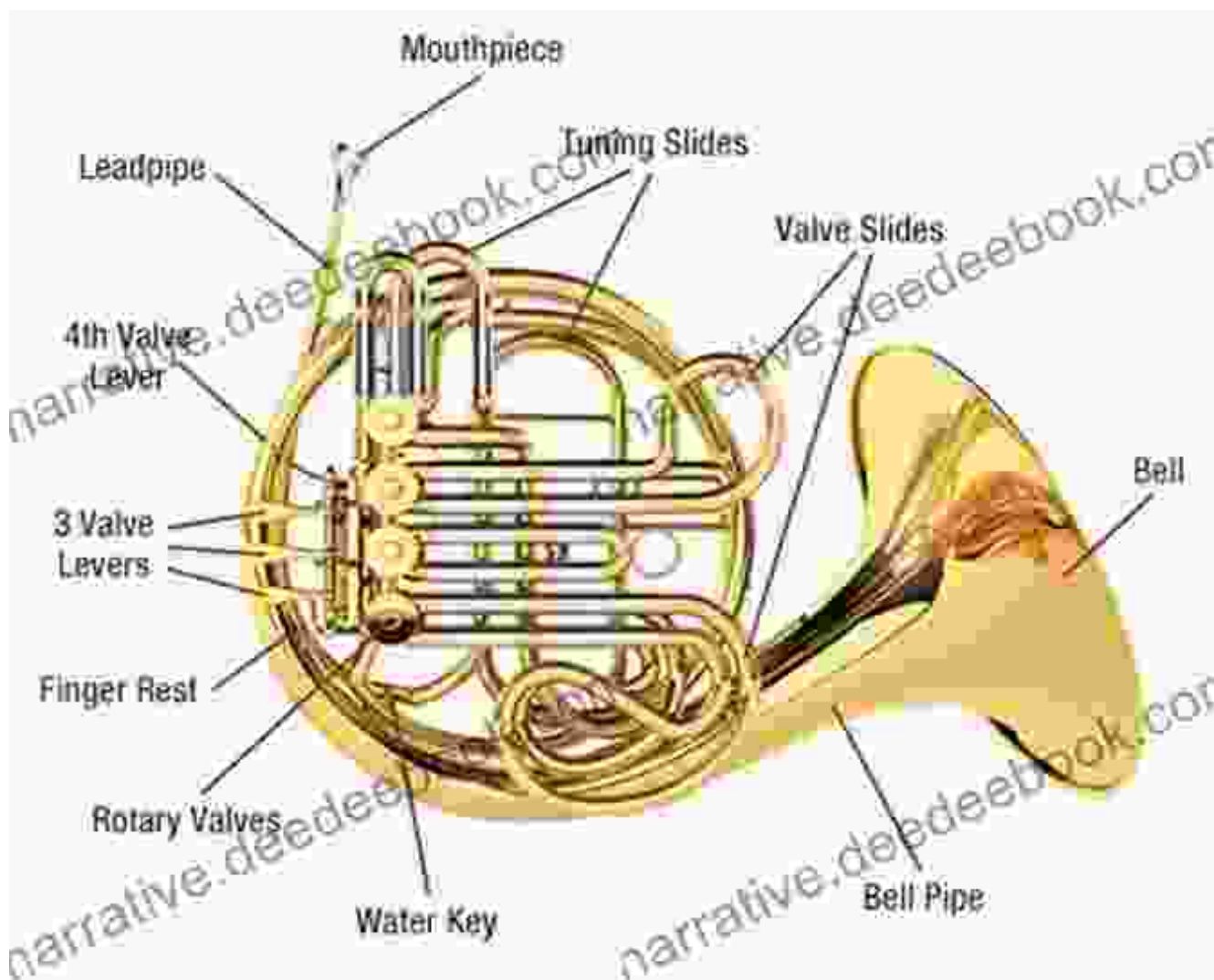


Understanding the French Horn

Structure and Anatomy

The French horn consists of a long, coiled tubing that gradually widens towards the bell. This unique shape allows for a wide range of pitches and contributes to the instrument's characteristic sound. The tubing is made of brass, and the bell is typically flared to project the sound. Valves, located

along the tubing, are used to alter the length of the air column, enabling the player to produce different notes.



Embouchure and Breathing

The embouchure is crucial for playing the French horn. It involves the shape of the lips and the positioning of the mouthpiece. The player's lips are placed around the mouthpiece, vibrating against it to produce sound. Correct breathing techniques are also essential to sustain notes and control the dynamics.

Getting Started

Choosing a Horn

Selecting the right French horn depends on your level of experience and budget. Beginner horns typically have a smaller bore and are easier to play, while intermediate and professional horns offer greater flexibility and a wider range of expression.

Finding a Teacher

A qualified teacher can guide you through the learning process, provide personalized feedback, and help you develop proper technique. Look for an instructor who is experienced in teaching the French horn and who can adapt to your learning style.

Practice Regime

Regular practice is key to progress. Establish a consistent practice schedule and focus on exercises that develop your embouchure, fingering, and musicality. Gradually increase the duration and intensity of your practice sessions as you become more comfortable with the instrument.

Intermediate and Advanced Techniques

Extended Range and Harmonics

Once you have mastered the basics, you can explore the extended range of the French horn by playing harmonics. These high-pitched notes add brilliance and complexity to your musical performances.

Multiple Stopping

Multiple stopping involves fingering two or three valves simultaneously, producing unique and challenging note combinations. This technique requires precise fingering and a strong embouchure.

Lip Trills and Glissandi

Lip trills and glissandi are advanced techniques that add expressive flair to your playing. Lip trills involve rapidly alternating between two notes, while glissandi are smooth transitions between pitches.

Musical Expression

Tone Quality

The tone quality of the French horn is a reflection of the player's technique and musicality. Aim for a warm, resonant sound with a clear and focused pitch.

Dynamics and Articulations

Varying the dynamics (volume) and articulations (ways of starting and stopping notes) allows you to create musical expression and convey emotions. Experiment with different techniques to add life and character to your performances.

Musical Interpretation


Learning to interpret music requires understanding the composer's intentions and expressing them through your playing. Study the score carefully, listen to recordings, and collaborate with other musicians to gain a deeper understanding of the piece.

The journey of learning the French horn is a continuous and rewarding endeavor. With dedication, patience, and the guidance of this comprehensive guide, you can unlock the expressive power of this captivating instrument. Embrace the challenges, explore advanced techniques, and let the music flow through you.

Additional Resources

- French Horn Academy
- How to Play the French Horn: A Beginner's Guide
- French Horn Basics for Beginners

May the music of the French horn fill your world with joy and inspiration.



Learn to Play the French Horn! Book 1 by Alison A. Armstrong

★★★★★ 5 out of 5
Language : English
File size : 25106 KB
Screen Reader: Supported
Print length : 48 pages
Paperback : 40 pages
Item Weight : 3.52 ounces
Dimensions : 8 x 0.1 x 10 inches



Parasols and Peril: Adventures in Grace

In the quaint town of Grace, where secrets hide in plain sight and danger lurks beneath the surface, a group of extraordinary young women embark on...



Flight Attendant Joe: A Dedicated Professional in the Aviation Industry

Flight Attendant Joe is a highly experienced and dedicated flight attendant who has been working in the aviation industry for over 15 years. He has...