

# 12 Paper Piecing Patterns for Stunning Animal Quilt Designs

Paper piecing is a versatile quilting technique that allows you to create intricate designs with precision. By sewing fabric pieces onto paper templates, you can achieve sharp angles, curves, and shapes that would be difficult to piece by hand or machine alone.



## Animal Quilts: 12 Paper Piecing Patterns for Stunning Animal Quilt Designs by Juliet van der Heijden

★★★★☆ 4.3 out of 5

Language	: English
File size	: 74472 KB
Text-to-Speech	: Enabled
Screen Reader	: Supported
Enhanced typesetting	: Enabled
Print length	: 237 pages
Paperback	: 130 pages
Item Weight	: 9 ounces
Dimensions	: 6 x 0.33 x 9 inches



Animal quilt designs are a popular choice for paper piecing, as they offer a wide range of possibilities for creativity and expression. From majestic lions to cuddly bears, there is an animal quilt pattern out there to suit every taste.


In this article, we will introduce you to 12 captivating paper piecing patterns that will inspire you to create beautiful animal quilts. These patterns range from beginner-friendly to advanced, so there is something for quilters of all skill levels.

## 1. Lion Quilt Pattern



This majestic lion quilt pattern is perfect for intermediate quilters. The pattern includes detailed instructions and templates for creating the lion's head, mane, and body. The finished quilt measures approximately 50" x 60".

## 2. Bear Quilt Pattern



This adorable bear quilt pattern is suitable for beginners. The pattern includes simple instructions and templates for creating the bear's head, body, and paws. The finished quilt measures approximately 36" x 48".

### 3. Elephant Quilt Pattern




This elegant elephant quilt pattern is perfect for intermediate quilters. The pattern includes detailed instructions and templates for creating the elephant's head, trunk, and body. The finished quilt measures approximately 48" x 60".

#### **4. Bird Quilt Pattern**




This whimsical bird quilt pattern is suitable for beginners. The pattern includes simple instructions and templates for creating the bird's head, body, and wings. The finished quilt measures approximately 24" x 36".

## 5. Cat Quilt Pattern



This charming cat quilt pattern is perfect for intermediate quilters. The pattern includes detailed instructions and templates for creating the cat's head, body, and tail. The finished quilt measures approximately 36" x 48".

## 6. Dog Quilt Pattern



This adorable dog quilt pattern is suitable for beginners. The pattern includes simple instructions and templates for creating the dog's head, body, and tail. The finished quilt measures approximately 24" x 36".

## 7. Farm Animal Quilt Pattern



This fun farm animal quilt pattern is perfect for intermediate quilters. The pattern includes detailed instructions and templates for creating a variety of farm animals, including cows, pigs, horses, and sheep. The finished quilt measures approximately 48" x 60".

## 8. Zoo Animal Quilt Pattern





This exotic zoo animal quilt pattern is perfect for advanced quilters. The pattern includes detailed instructions and templates for creating a variety of zoo animals, including lions, tigers, monkeys, and elephants. The finished quilt measures approximately 60" x 72".

## 9. Jungle Animal Quilt Pattern



This vibrant jungle animal quilt pattern is perfect for intermediate quilters. The pattern includes detailed instructions and templates for creating a variety of jungle animals, including monkeys, parrots, and tigers. The finished quilt measures approximately 48" x 60".

## 10. Ocean Animal Quilt Pattern



This whimsical ocean animal quilt pattern is perfect for beginners. The pattern includes simple instructions and templates for creating a variety of ocean animals, including fish, turtles, and dolphins. The finished quilt measures approximately 24" x 36".

## **11. Woodland Animal Quilt Pattern**



This charming woodland animal quilt pattern is perfect for intermediate quilters. The pattern includes detailed instructions and templates for creating a variety of woodland animals, including deer, foxes, and rabbits. The finished quilt measures approximately 48" x 60".

## **12. Safari Animal Quilt Pattern**



This adventurous safari animal quilt pattern is perfect for advanced quilters. The pattern includes detailed instructions and templates for creating a variety of safari animals, including lions, elephants, and giraffes. The finished quilt measures approximately 60" x 72".

We hope you have found this collection of paper piecing patterns inspiring! If you are new to paper piecing, we recommend starting with a beginner-

friendly pattern. Once you have mastered the basics, you can move on to more challenging patterns.

With a little practice, you will be able to create beautiful animal quilts that will be treasured for years to come.



## Animal Quilts: 12 Paper Piecing Patterns for Stunning Animal Quilt Designs by Juliet van der Heijden

★★★★☆ 4.3 out of 5

Language	: English
File size	: 74472 KB
Text-to-Speech	: Enabled
Screen Reader	: Supported
Enhanced typesetting	: Enabled
Print length	: 237 pages
Paperback	: 130 pages
Item Weight	: 9 ounces
Dimensions	: 6 x 0.33 x 9 inches



## Parasols and Peril: Adventures in Grace

In the quaint town of Grace, where secrets hide in plain sight and danger lurks beneath the surface, a group of extraordinary young women embark on...



## Flight Attendant Joe: A Dedicated Professional in the Aviation Industry

Flight Attendant Joe is a highly experienced and dedicated flight attendant who has been working in the aviation industry for over 15 years. He has...